


Illuminating Global Education Through Indianic Values

NEW STANDARD GROUP OF INSTITUTES



HOME ASSIGNMENT 2023



Name.....

Class- U.K.G. Sec.

Branch.....

ENGLISH

1- Alphabets below are in A,B,C order except some. Cross out those letters which are not in A,B,C order.

A	C	B	C	T	D	E
G	F	G	H	I	M	J
K	N	O	L	M	O	N
O	P	R	T	S	U	W
E	Q	R	S	U	T	V
U	V	X	W	Z	P	D
Y	X	Y	Z	T	M	K

2- Match the capital alphabet with the correct small alphabet.

P

q

E

p

T

m

M

e


Q

t


3- Complete the spelling and colour the picture:



H _ _ us _ _



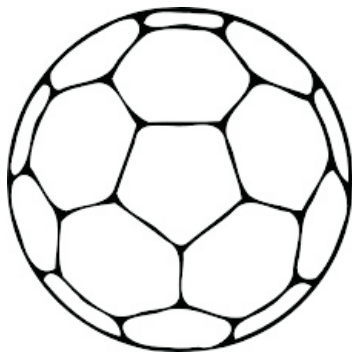
C _ _ _ ud



A _ _ _ le



B _ _ _ k



F _ _ _ t _ _ all



F _ _ _ w _ _ r

(P.T.O)


4- Circle the right vowel and write the correct alphabet.
One has been done for you:

1- a, e, i, o, u




P e n

2- a, e, i, o, u




S n

3- a, e, i, o, u



B t

4- a, e, i, o, u



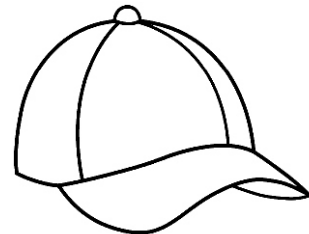
T p

5- a, e, i, o, u



L p s

6- a, e, i, o, u



C p

हिन्दी

1- नीचे लिखे अक्षरों को पढ़िए और खाली स्थान की पूर्ति कीजिए-

अ — — ई — ऊ ऋ

— ऐ — — अं —

क — ग — —

— छ — — ज

ट — — ढ ण

— — द ध —


प फ — — म

— र ल —

श ष — —

क्ष — ज्ञ

2- नीचे दिए गए चित्रों के नाम लिखिए-



3- चित्र देखकर सही शब्द पर गोला कीजिए—



जग

कप

बस



आम

गाजर


जाल



छाता

पालक


बादल



नल

कल

हल

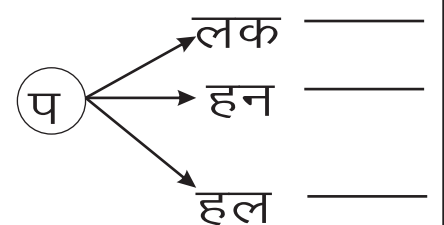
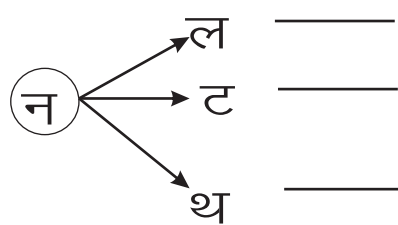
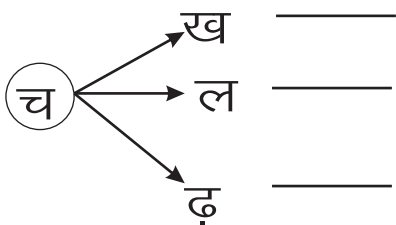


कमल


पलक

फसल


4- गोले में दिए गए अक्षर को बाहर दिए गए अक्षरों के साथ मिलाकर शब्द बनाइए—



1. Colour the picture



2- Join the dots and colour the picture.



MATHS

1- See the picture on the right side and circle the correct number –

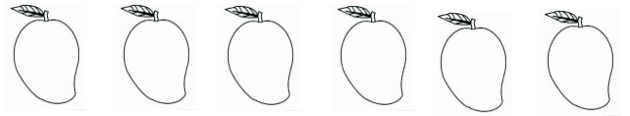
(i) 2 3 4 1



(ii) 1 4 5 3

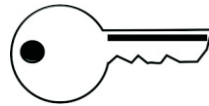


(iii) 6 4 3 2





2-Circle the heavy object and cross(X) the light object.



(i)



(ii)




(iii)



3-Write the missing numbers in following chart.



1		3	4			7		9	10
	12			15		17		19	
	22				26		28		30
31			34	35			38		
		43			46	47			50
51				55		57	58		
		63			66				70
	72								
81			84		86		88	89	
		93		95		97			


4-Colour the rectangle in yellow, square in red, triangle in pink and circle in green.



5- Count and write the number of pictures:

(i)  (ii) 

(iii)  (iv) 



6- Write and learn the number names 1 to 10.

1 - _____ 6 - _____

2 - _____ 7 - _____

3 - _____ 8 - _____

4 - _____ 9 - _____

5 - _____ 10 - _____

(P.T.O.)

1- Complete the name of body parts.



E—es

(ii)



E—r

(iii)



N—se

(iv)



L—g

(v)



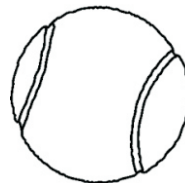
H—nd

2- Circle the picture that you can smell.

(i)



(ii)



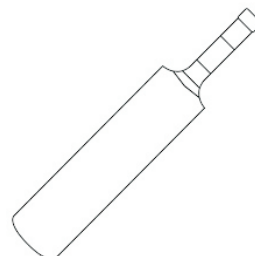
(iii)



(iv)







(v)



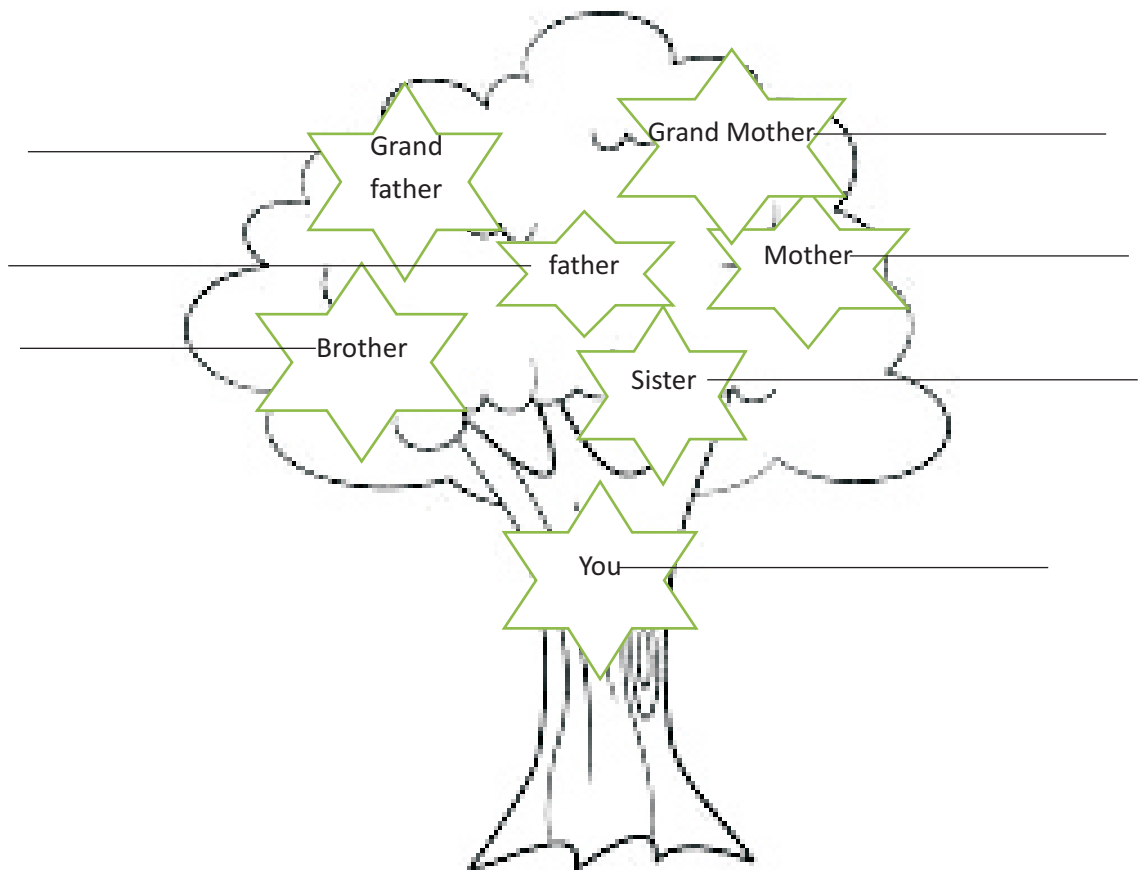
(vi)



3- Circle the sense organs -



4- Write the name of your family members in this family tree.



5- Write the name of the pictures according to the number (One has been done for you).

A(1)

B(2)

C(3)

D(4)

E(5)

F(6)

G(7)

H(8)

I(9)

J(10)

K(11)

L(12)

M(13)

N(14)

O (15)

P(16)

Q(17)

R(18)

S(19)

T(20)

U(21)

V(22)

W(23)

X(24)

Y(25)

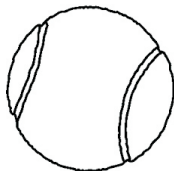
Z(26)

(i)



3	1	18
C	A	R

(ii)



2	1	12	12

(iii)



13	1	14	7	15

(iv)



20	18	5	5

Learn Rhymes (Bird House)

Little bird, little bird

Look at me!

I have a bird – house

Oh, come and see!

Little boy, little boy,

Under the tree,

I like this house,

Give it to me.

कविता—“मेहनत के रंग”

चींटी होती सबसे छोटी,

खुद से बड़ा वजन वह ढोती

चुनचुन चिड़िया तिनका लाती,

और घोंसला बड़ा बनाती ।

चूहा बिल जब कहीं बनाए,

ढेरों मिट्टी खोदे जाए ।

रस फूलों का लेकर आती,

मधुमक्खियाँ शहद बनाती ।

CONVERSATION

1- Learn and write the spelling of your name.

2- Learn and write your father's contact number.

3- What is the name of your school?

4- In which class do you study?

5- Learn and write the name of five fruits.

1- _____

2- _____

3- _____

4 - _____

5- _____

BOOK WORK

1- To read page no. 6 to 15 in English reader book.

2- Complete cursive stroke book up to page -40